



**STERLING**  
CAPITAL FUNDS

# KENTUCKY INTERMEDIATE TAX-FREE FUND

A Shares (BKTAX)  
Inception 02.24.2003

C Shares (BKCAX)  
Inception 02.01.2012

Inst'l Shares (BKITX)  
Inception 02.24.2003

03.31.2020

## FUND FACTS

### Investment Objective:

Seeks current income exempt from federal and Kentucky income taxes consistent with preservation of capital.

Total Net Assets	\$11,216,366
Number of Holdings	42
Average Life	5.35 Years
Effective Duration	4.73 Years
Turnover	24%
Income Subject to AMT	0.00%
Income Subject to State Tax	0.00%

The fund's income may be subject to certain state and local taxes, and depending on an investor's tax status, to the federal alternative minimum tax (AMT).

## TOTAL EXPENSE RATIO

A Shares (BKTAX)	0.96%
C Shares (BKCAX)	1.71%
Inst'l Shares (BKITX)	0.71%

## DIVIDEND DISTRIBUTION

Month	Rates/A Share
January	\$0.0140
February	\$0.0132
March	\$0.0139
March NAV	\$10.29

## EFFECTIVE DURATION BREAKDOWN

0-1 Yr.	4.3
1-2 Yr.	5.8
2-3 Yr.	3.6
3-5 Yr.	40.5
5-10 Yr.	43.9
10+ Yrs.	1.9

The composition of the fund's holdings is subject to change.

## 30-DAY SEC YIELD

A Shares (BKTAX)	1.33%
Inst'l Shares (BKITX)	1.60%

SEC Yield is an annualization of the fund's total net investment income per share for the 30-day period ended on the last day of the month.

## Philosophy and Process

In managing the fund, the team specializes in actively building and managing a high credit quality fixed income portfolio focused on the intermediate segment of the yield curve offering. The team employs a top-down investment process that focuses on: duration management, yield curve strategy and finding the best relative value with limited amount of risk in order to maximize the risk-adjusted total return.

**Buy Strategy:** We buy high quality, liquid issues and seek the best relative sector and security values available. We attempt to maximize total return and current income while reducing price volatility.

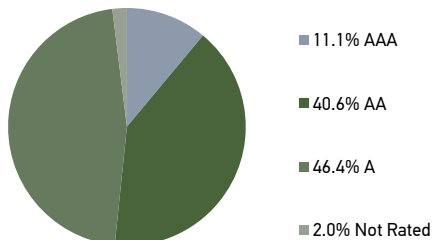
**Sell Strategy:** We will consider selling a security we own in order to reposition the fund along the yield curve and adjust the fund's average maturity or duration. In addition, we might replace a security with one that offers greater potential for total return or when its credit fundamentals are deteriorating.

Fund Performance 03.31.2020	QTR	YTD	1 Year	3 Years	5 Years	10 Years	Since Inception
A Shares with 2.00% Sales Charge	-1.71%	-1.71%	1.50%	1.92%	1.58%	2.56%	3.19%
A Shares without Sales Charge	0.30%	0.30%	3.60%	2.61%	1.99%	2.76%	3.31%
Institutional Shares	0.26%	0.26%	3.86%	2.84%	2.23%	3.01%	3.46%
ICE BofA ML 2-17Y Muni Index	-0.71%	-0.71%	3.33%	3.47%	2.83%	3.71%	4.11%
Lipper Other States Intermediate Municipal Median	-0.25%	-0.25%	3.22%	2.87%	2.15%	2.95%	--

Year-End Returns	2013	2014	2015	2016	2017	2018	2019
A Shares without Sales Charge	-2.21%	4.76%	2.06%	-0.29%	2.81%	0.35%	5.54%
Institutional Shares	-1.88%	5.03%	2.21%	-0.05%	3.07%	0.60%	5.92%
ICE BofA ML 2-17Y Muni Index	-1.05%	6.65%	3.05%	0.07%	4.44%	1.44%	6.86%

**Past performance does not guarantee future results. The performance data quoted represents past performance and current returns may be lower or higher. The investment return and principal value of an investment will fluctuate so that an investor's shares, when redeemed, may be worth more or less than the original cost. To obtain performance information current to the most recent month end and information on other share classes, please visit [www.sterlingcapital.com](http://www.sterlingcapital.com). Performance for periods greater than one year is annualized.**

## Quality Breakdown



Credit quality ratings using S&P's ratings symbols reflect the credit quality of the underlying bonds in the fund portfolio and not of the fund itself. Securities are rated by S&P's, Moody's and Fitch; when ratings vary the highest rating available for each security is applied. Credit quality ratings are measured on a scale that generally ranges from AAA (highest) to D (lowest). "NR" is used to classify securities for which a rating is not available. Bond quality ratings are subject to change.

Portfolio Composition	Fund	Index
General Obligation	16.9%	32.6%
Pre-Refunded	2.0%	5.7%
Revenue	79.1%	61.8%
Cash & Equivalents	2.0%	--
Total	100.0%	100.0%

Allocations are based on the current weight to funds in the cited category. The composition of the fund's holdings is subject to change.

**Investors should consider the investment objectives, risks, charges and expenses carefully before investing. For a prospectus or summary prospectus with this and other information about the fund, please call (888) 228-1872 or visit our website at [www.sterlingcapital.com](http://www.sterlingcapital.com). Read the prospectus carefully before investing.**




STERLING  
CAPITAL FUNDS

Morningstar Style Box



## KENTUCKY INTERMEDIATE TAX-FREE FUND



### Portfolio Management

#### Robert F. Millikan, CFA®

Executive Director  
Lead Portfolio Manager

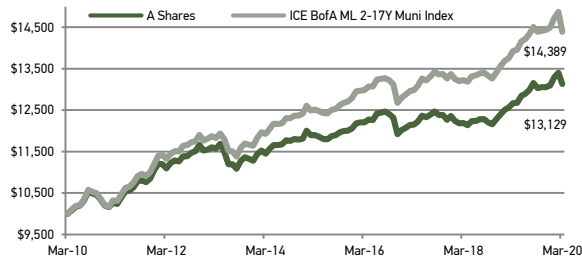
Bob joined BB&T Asset Management in 2000 and Sterling Capital Management through merger in October 2010. He has managed the state-specific municipal bond portfolios since 2000. He has investment experience since 1990. He is a graduate of Wake Forest University where he received a BA in Economics. He holds the Chartered Financial Analyst® designation.

#### Michael P. McVicker

Executive Director  
Associate Portfolio Manager

Michael joined Sterling Capital in 1992. He has been an Associate Portfolio Manager for each of the Tax-Free Bond Funds since 2016. He has investment experience since 1992. Michael is a graduate of the University of North Carolina – Charlotte where he received his BSBA in Finance with a minor in Psychology.

### Growth of \$10,000



The Growth of \$10,000 chart is hypothetical based upon the performance of A Shares without sales charge for the period ended 03.31.2020. It includes the reinvestment of dividends and capital gains.

### Lipper Other States Intermediate Municipal Category

Based on Total Return as of 03.31.2020

	QTR	YTD	1 Year	3 Years	5 Years	10 Years
Lipper Ranking / Number of Funds in Category	18 / 94	18 / 94	16 / 94	48 / 94	35 / 82	25 / 62
Lipper Percentile	1st (19%)	1st (19%)	1st (17%)	3rd (51%)	2nd (43%)	2nd (40%)

### Morningstar Muni Single State Interm Category

Based on Risk-Adjusted Returns as of 03.31.2020

	Overall Rating	1 Year	3 Years	5 Years	10 Years
Institutional Shares Morningstar Rating™	★★★	--	★★★	★★★	★★★
Morningstar Ranking / Number of Funds in Category	142	25 / 150	79 / 142	65 / 129	60 / 109
Morningstar Quartile (Percentile)		1st (20%)	3rd (60%)	3rd (57%)	3rd (61%)

### Firm Overview

Sterling Capital Management LLC is a registered investment adviser founded in 1970, and an independently operated subsidiary of BB&T Corporation now Truist Financial Corporation, one of the nation's largest financial services holding companies. Sterling is headquartered in Charlotte, NC with offices in Raleigh, NC; Washington, D.C.; Philadelphia, PA; San Francisco, CA; Richmond, VA; and Virginia Beach, VA. We are driven by our commitment to pursue performance excellence and provide exceptional client service. Our seasoned investment teams aim to generate long-term consistent investment performance in line with specific fund objectives. What matters most to you matters most to us.

### Investment Considerations

The funds are subject to the same risks as the underlying bonds in the portfolios such as credit, prepayment and interest rate risk. As interest rates rise, the value of bond prices will decline and an investor may lose money. The funds are non-diversified and may invest a greater percentage of its assets in a single issuer than funds that are more diversified. Furthermore, the funds invest primarily in state-specific municipal obligations of issuers and therefore will be affected by economic, political or other events affecting municipal issuers.

The **Chartered Financial Analyst® (CFA)** charter is a graduate-level investment credential awarded by CFA Institute — the largest global association of investment professionals. To earn the CFA charter, candidates must: 1) pass three sequential, six-hour examinations; 2) have at least four years of qualified professional investment experience; 3) join CFA Institute as members; and 4) commit to abide by, and annually reaffirm, their adherence to the CFA Institute Code of Ethics and Standards of Professional Conduct.

Ratings and Rankings would have been lower for Class A shares due to fees and expenses.

Lipper and Morningstar rankings are based on total return, including the reinvestment of dividends and capital gains but do not include sales charges for the periods indicated. Rankings shown are for Class I Shares and may be lower for Class A Shares due to higher fees and expenses. Mutual funds are assigned a rank within a universe of funds, relative to a peer group and similar in investment objective as determined by Lipper and Morningstar. The lower the number rank, the better the fund performed compared to other funds in the classification group. Lipper and Morningstar also calculate a percentile measure for each fund ranging from 1% (best) to 100% (worst).

The Morningstar Rating™ for funds, or "star rating", is calculated for managed products (including mutual funds, variable annuity and variable life subaccounts, exchange-traded funds, closed-end funds, and separate accounts) with at least a three-year history. Exchange-traded funds and open-ended mutual funds are considered a single population for comparative purposes. It is calculated based on a Morningstar Risk-Adjusted Return measure that accounts for variation in a managed product's monthly excess performance, placing more emphasis on downward variations and rewarding consistent performance. The top 10% of products in each product category receive 5 stars, the next 22.5% receive 4 stars, the next 35% receive 3 stars, the next 22.5% receive 2 stars, and the bottom 10% receive 1 star. The Overall Morningstar Rating for a managed product is derived from a weighted average of the performance figures associated with its three-, five-, and 10-year (if applicable) Morningstar Rating metrics. The weights are: 100% three-year rating for 36-59 months of total returns, 60% five-year rating/40% three-year rating for 60-119 months of total returns, and 50% 10-year rating/30% five-year rating/20% three-year rating for 120 or more months of total returns. While the 10-year overall star rating formula seems to give the most weight to the 10-year period, the most recent three-year period actually has the greatest impact because it is included in all three rating periods.

© 2020 Morningstar. All Rights Reserved. The information contained herein: (1) is proprietary to Morningstar and/or its content providers; (2) may not be copied or distributed; and (3) is not warranted to be accurate, complete or timely. Neither Morningstar nor its content providers are responsible for any damages or losses arising from any use of this information. Past performance is no guarantee of future results.

Technical Terms:

**Effective Duration:** A calculation of the average life of individual bonds within a bond fund, and serves as a useful measure of the entire portfolio's sensitivity to rising and falling interest rates. An Effective Duration of 2.00 means that with a 1% decline in interest rates, the principal value should rise by 2%, and vice versa. **Portfolio Turnover Rate:** A measure of how frequently assets within a fund are bought and sold by the managers.

Sterling Capital Management LLC a separate subsidiary of BB&T Corporation now Truist Financial Corporation, serves as investment adviser to the Sterling Capital Funds and is paid a fee for its services. Shares of the Sterling Capital Funds are not deposits or obligations of, or guaranteed or endorsed by, Branch Banking and Trust Company now Truist Bank or its affiliates. The funds are not insured by the FDIC or any other government agency. The funds are distributed by Sterling Capital Distributors LLC, which is not affiliated with Branch Banking and Trust Company now Truist Bank or its affiliates.

Not a deposit • Not FDIC insured • May lose value • Not guaranteed by the bank • Not insured by any government agency